


Einfaches Plusrechnen bis 4

Wie viel dazu?

Male die fehlenden Formen in die Kästchen. Die Zahl darunter zeigt dir, wie viele Formen in der Tabelle stehen müssen.


2


3


4

3




4


			


2


Schreibe die richtige Menge der Formen in das Kästchen und male die Zahl in Punkten daneben!


z.B.:


		
---	---	---

	<input type="text"/>	<input type="text"/>
--	----------------------	----------------------



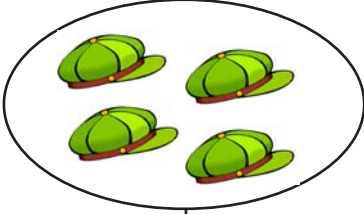

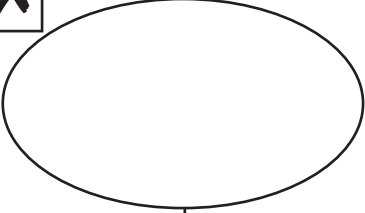

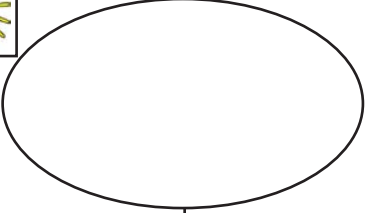

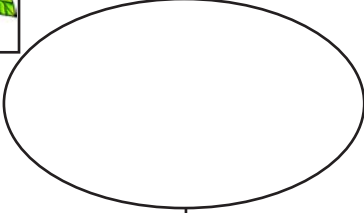




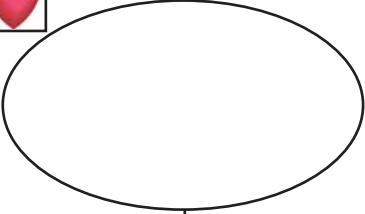

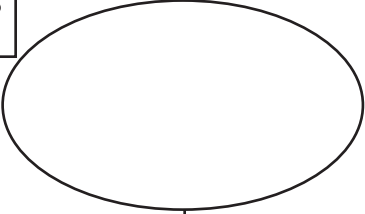

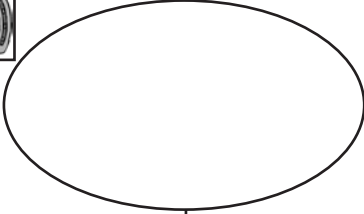
	<input type="text"/>	<input type="text"/>
---	----------------------	----------------------

	<input type="text"/>	<input type="text"/>
--	----------------------	----------------------

	<input type="text"/>	<input type="text"/>
---	----------------------	----------------------

	<input type="text"/>	<input type="text"/>
--	----------------------	----------------------

Male oder schreibe die richtige Anzahl der Formen in die Ellipse oder in das Kästchen.

 <input type="checkbox"/>	 <input type="checkbox"/>	 <input type="checkbox"/>
  <input type="checkbox"/> 1	  <input type="checkbox"/> 4	  <input type="checkbox"/> 3
 <input type="checkbox"/>	 <input type="checkbox"/>	 <input type="checkbox"/>
  <input type="checkbox"/> 4	  <input type="checkbox"/> 2	  <input type="checkbox"/> 3